



User manual for TIMI Risk Index

Version 2, May 2025, in English

1. The Evidencio platform

The Evidencio platform facilitates the creation, use, validation and implementation of medical prediction models and clinical decision support tools. This user manual specifically relates to the TIMI Risk Index. The User Manual can also be referred to as the Instructions For Use (IFU).

Throughout this manual CE-marked content and the term medical device are used interchangeably.

2. Disclaimer

Evidencio provides information, models, calculators, equations, and algorithms (tools) intended for use by healthcare professionals. Some of these tools have been certified as CE-medical devices. For such CE-marked content the 'Official Legal Disclaimer for CE-marked content' applies. All other content and tools provided by Evidencio are explicitly only covered by the 'Official Legal Disclaimer for non CE-marked content' both are available here: <https://www.evidencio.com/disclaimer>.

3. Warnings



1. Warnings for CE-marked content

Calculations alone should never dictate patient care, and are no substitute for professional judgement. This tool is only to be used by physicians in a clinical setting, and is not for patient use.

Always read the intended use before using this tool.

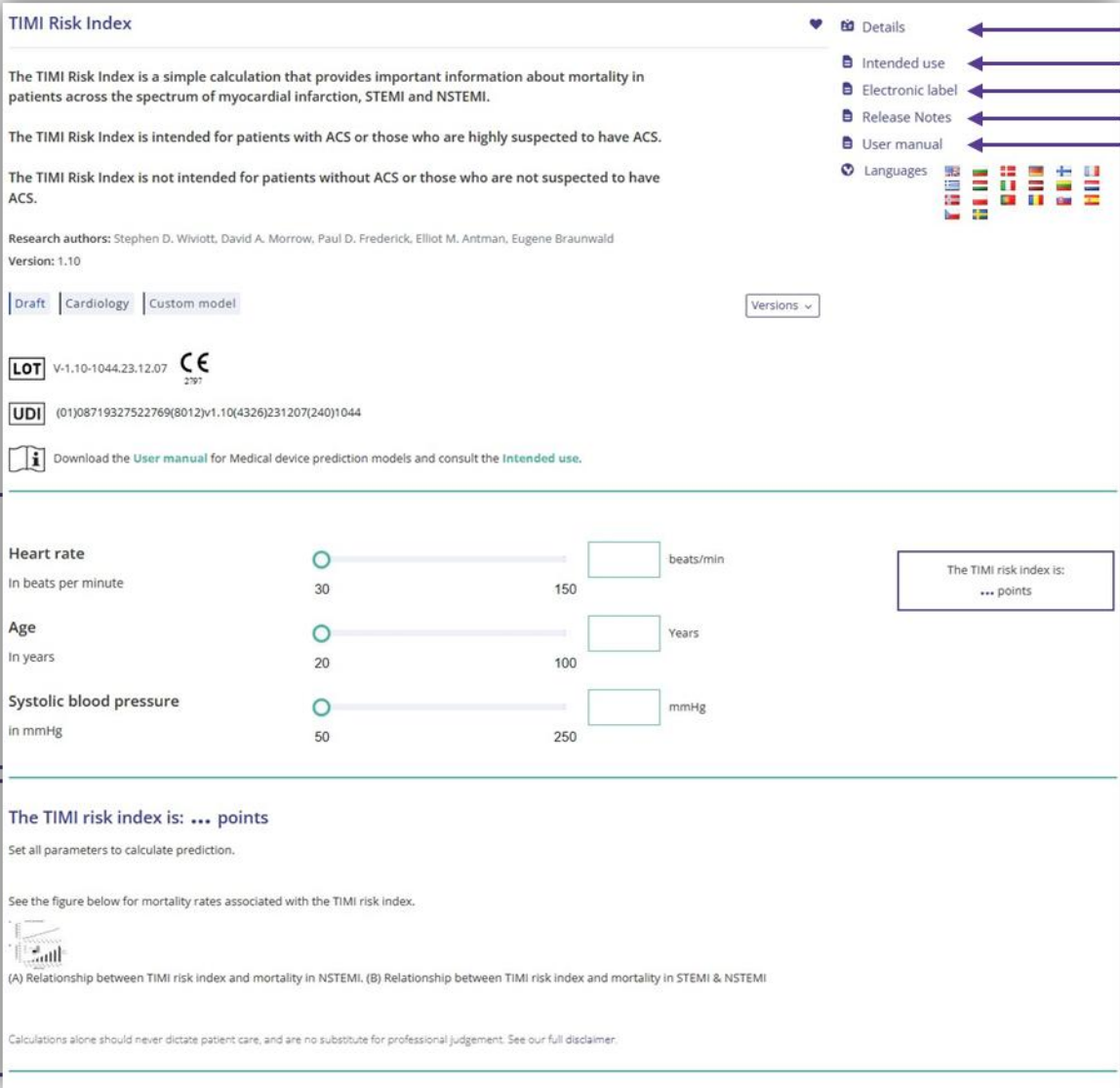
Before reading the result, double check the filled in values to prevent errors.

Results that concern risk percentages, do not guarantee certain outcomes. When there is a risk present, do not expect an event to not occur at all, even if the risk is very small.

This model is only intended for use in settings where the usage and result of a model are never immediately needed.

4. Model landing page

The medical device model on the Evidencio platform is shown in Figure 1. The model landing page contains the following sections, that are indicated in Figure 1.



A. TIMI Risk Index

B. The TIMI Risk Index is a simple calculation that provides important information about mortality in patients across the spectrum of myocardial infarction, STEMI and NSTEMI.

The TIMI Risk Index is intended for patients with ACS or those who are highly suspected to have ACS.

The TIMI Risk Index is not intended for patients without ACS or those who are not suspected to have ACS.

C. Research authors: Stephen D. Wiviott, David A. Morrow, Paul D. Frederick, Elliot M. Antman, Eugene Braunwald
Version: 1.10

D. Draft | Cardiology | Custom model

E. LOT V-1,10-1044.23.12.07

F. UDI (01)08719327522769(8012)v1.10(4326)231207(240)1044

K. Download the [User manual](#) for Medical device prediction models and consult the [Intended use](#).

L.

Heart rate
In beats per minute

Age
In years

Systolic blood pressure
In mmHg

The TIMI risk index is: ... points

M. The TIMI risk index is: ... points

Set all parameters to calculate prediction.

See the figure below for mortality rates associated with the TIMI risk index.

(A) Relationship between TIMI risk index and mortality in NSTEMI. (B) Relationship between TIMI risk index and mortality in STEMI & NSTEMI

Calculations alone should never dictate patient care, and are no substitute for professional judgement. See our full disclaimer.

Figure 1. An example of a model landing page.

A. Model title

This is the title and name of the model.

B. Model description

This is a short description of the model.

C. Research authors

These are the research authors of the paper that originally published the model.

D. Model tags

These are the tags that are assigned to the model. Evidencio has the following status tags: "Draft", "Public", "Private", "Under review". Evidencio has the following model type tags: "Composite model", "Sequential model", "API model". Evidencio has the following calculation method tags: "Linear model", "Logistic regression", "Cox regression", "RScript" and "Custom model". Next to this, there are tags that indicate the specialty e.g. "Cardiology".

E. LOT number

The LOT number indicated the model version, the model identifier, and the model publication date. Publication date is indicated as YY.MM.DD.

Additionally, the CE mark is displayed next to the LOT number. This way, medical devices can be easily recognized.

F. UDI number

The UDI number is an international tool that helps users identify and find information on products. UDI stands for Unique Device Identifier. Evidencio's UDIs have the following format:

(01)UDI-DI number(8012)versionnumber(4326)releasedate(240)identificationnumber

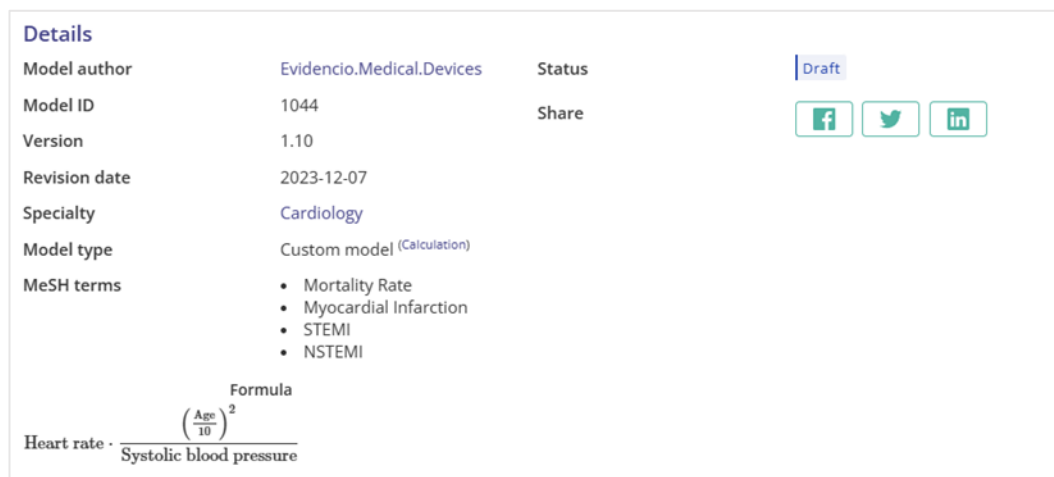
The UDI-DI number is a unique numeric code. For each medical device of Evidencio, a unique UDI-DI is ascribed. This UDI-DI is used as an "access key" for information stored in a unique device identification database (UDID). Information on Evidencio's medical devices can be found by searching for the UDI-DI number in the following data base: <https://gepir.gs1.org/index.php/search-by-gtin>

G. Details button

On the top right of the model page, several clickable buttons are displayed that show a pop-up when clicked. The first button opens a pop-up concerning additional information about the model. This pop-up has three sections: Details, Study characteristics and Supporting publications & related files.

Details

The first part of the additional information concerns the details of the model as shown in Figure 2.



Details		Status	
Model author	Evidencio.Medical.Devices	Status	Draft
Model ID	1044	Share	f t in
Version	1.10		
Revision date	2023-12-07		
Specialty	Cardiology		
Model type	Custom model (Calculation)		
MeSH terms	<ul style="list-style-type: none"> Mortality Rate Myocardial Infarction STEMI NSTEMI 		
<p>Formula</p> $\text{Heart rate} \cdot \frac{\left(\frac{\text{Age}}{10}\right)^2}{\text{Systolic blood pressure}}$			

Figure 2. The model details.

Study characteristics

Below the 'Details section' the section labeled 'Study characteristics' provides information on the characteristics of the patient data used to derive and validate the model. Additional information is provided on the methods used to develop and/or validate the model.

An important part of the Study characteristics is the information on Supporting publications and related files. These sections can be found at the bottom of the Details-pop-up as shown in Figure 3.

Tags are attached to the different files to identify their link with the model. Examples of relevant tags are a.o.; "Peer review", "Internal validation", "External validation", and "TRIPOD". Publications that have the tags: "Internal validation" or "External validation", contain the performance characteristics of the device.

These tags are considered important, because the availability of particular information covered by the above mentioned tasks provide insight into the quality of the model development process and the model itself. As a completeness of

information and quality indicator a model receives a certain number of stars when these labels can be assigned to relevant files or references.

Supporting Publications

Title or description
Original article: Application of the Thrombolysis in Myocardial Infarction risk index in non-ST-segment elevation myocardial infarction: evaluation of patients in the National Registry of Myocardial Infarction.
DOI: 10.1016/j.jacc.2005.11.075

Tags
External validation
Internal validation
Paper
Peer review

Related files


Preview	Name	Tags
	TRI.jpg 345.87 kB	Figure (results-page)

Figure 3. An example of Supporting publications & related files.

H. Intended use button

The intended use and (medical) purpose of the model can be found under the button: 'Intended use'. Among other things, the intended use indicates inclusion criteria of the medical device. Furthermore, the intended use comments on the appropriate use of the model regarding the intended use environment, intended users, and intended patient population (in- and exclusion criteria). For the TIMI Risk Index the following intended use is described:

Intended use

The device is intended to be used by healthcare professionals to estimate the risk of 30-day in-hospital mortality in patients with or highly suspected of having acute coronary syndrome (ACS), i.e. NSTEMI, STEMI-RT and STEMI-No RT patients.

The device combines a patient's Heart rate, Age, and a Systolic Blood Pressure measurement to calculate the risk of mortality.

The device is intended to be used for patients with ACS or those who are highly suspected to have ACS, by healthcare professionals and qualified medical specialists in a clinical setting. The device is not intended for use by patients on their own.

The TIMI Risk Index is not intended to replace clinical decision-making, it can only **inform** the healthcare professional, and only provides a cumulative amount of points and corresponding risk of 30-day in-hospital mortality for NSTEMI, STEMI-RT and STEMI-No RT patients. No direct instructions for further diagnostics, treatment, or otherwise, are given.

Additional remarks on the intended use

It has to be noted that this TIMI Risk Index should not be confused with the TIMI Risk score for STEMI and the TIMI Risk score for unstable angina/NSTEMI, developed by Morrow et al. and Antman et al., respectively, and can be considered predecessors of the TIMI Risk Index that is under evaluation in this document.

Clinical benefit

The TIMI Risk Index is intended to assist patients with relevant and specified clinical outcome parameters. Concretely, this is achieved by estimating a risk in order to support clinical decision making aimed at patients with or highly suspected of having acute coronary syndrome (ACS), i.e. NSTEMI, STEMI-RT and STEMI-No RT patients, in order to support clinical decision making regarding patient triage. Correct functioning of the TIMI Risk Index can result in these clinical benefits:

- The TIMI Risk Index can assist in risk stratification for patients.
- Risk stratification can reduce the burden of (invasive and intensive) medical procedures such as tests on patients with low risks, reducing, shortening or avoiding stays in hospitals or other care facilities.
- Risk stratification can reduce the unnecessary consumption of (scarce) medical resources, decreasing costs and increasing their availability for high risk patients.

Intended target population and exclusion

The TIMI Risk Index is intended to be used only for a specific group of patients, corresponding to the below indications and contra-indications. Additionally, for the use of the TIMI Risk Index on Evidencio, the patient's age should be at least 20 years and not exceed 100 years.

Clinical indication

The TIMI Risk Index is intended for:

- patients with ACS or those who are highly suspected to have ACS.

Contra-indications

The TIMI Risk Index should not be used for patients that do not fulfil the inclusion criteria, i.e. it is not intended for:

- patients without ACS or those who are not suspected to have ACS.

User profile

Since mortality is regarded as a 'critical healthcare situation or condition', the use of the MDSW is intended for specialised trained users. Healthcare professionals do not require additional training prior to the use of the medical device. Thus, the MDSW may be used by healthcare professionals and qualified medical specialists in a clinical setting. The MDSW should not be used by patients.

Intended Use Environment

The MDSW can be used as made available on the Evidencio platform in any actively supported web-browser on personal computers, mobile devices, or tablet PCs, and on the mobile app provided by Evidencio. Furthermore, the MDSW can be used through the Evidencio iFrame representation of the MDSW, as an embedded view, provided that the specific Evidencio guidelines for iFrame implementations of this MDSW are adhered to. The model is only intended for use in settings where the usage and result of a model are never Immediately needed.

Functioning, physical principle

The MDSW's underlying mathematical formula is a custom model. The acquisition and processing of the data, the analyses to assemble the relevant criteria for the MDSW as well as the setup and refinement of the TIMI Risk Index are described in the original studies from Morrow et al. 2001, Wiviott et al. 2004 and Wiviott et al. 2006. Entering the details of an individual in the Evidencio MDSW initiates the calculation of the cumulative points score and its associated risk for 30-day in-hospital mortality for NSTEMI, STEMI-RT and STEMI-No RT patients.

I. Electronic label button

The electronic label button opens a pop-up with the location and address of Evidencio, the LOT number, the UDI number, the CE-mark, the medical device logo and a download link for the declaration of conformity of the medical device. The example of the electronic label is shown in Figure 4.

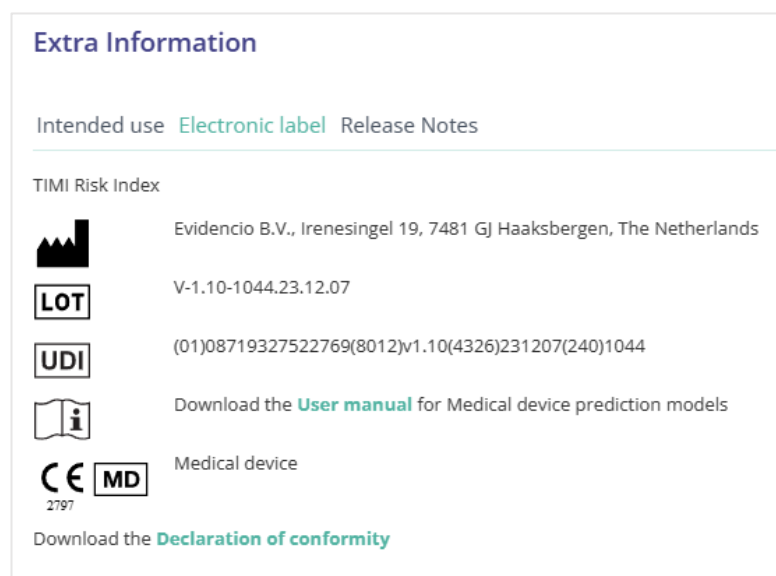


Figure 4. Example of the electronic label

J. Release notes

The 'Release Notes' button opens a pop-up with the latest release notes of the model. Here you can find what has changed over the last versions of the model. Additionally, if there are any known residual anomalies the user should be aware of, they are listed here.

K. User Manual

This user manual can be found in three places: 1) under the short description, 2) on the right of the model page, and 3) in the electronic label. Additionally, all versions of the user manual can be found in the general page for all user manuals for medical devices. The page can be found under the 'About' drop-down menu button as shown in Figure 5. The user manual page is shown in Figure 6.

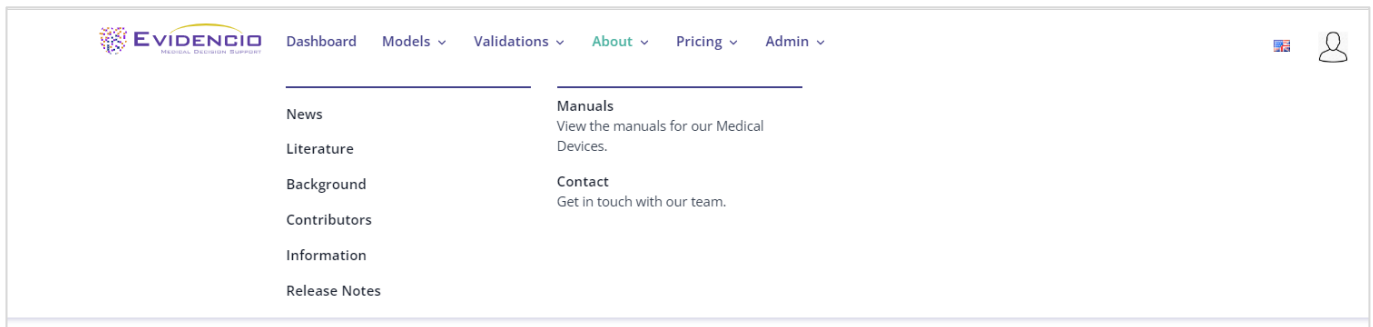


Figure 5. The drop-down menu where the user manual page can be found.

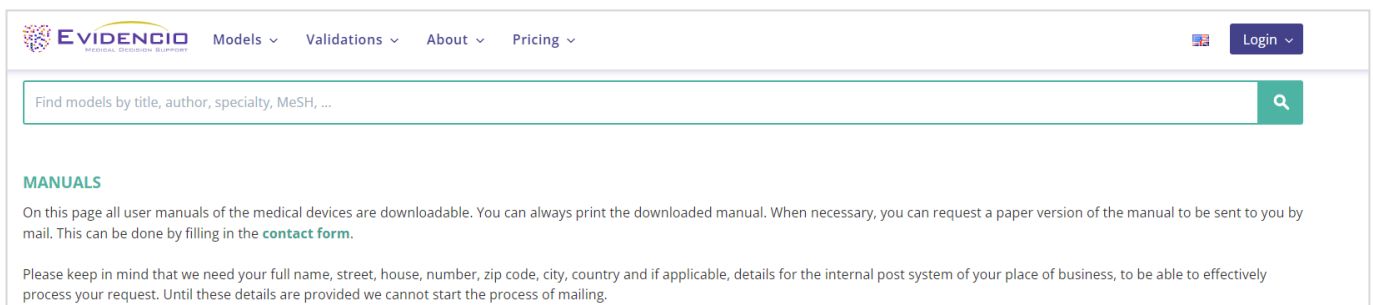


Figure 6. The user manual page for all user manuals.

You (The user) can always print this downloaded manual. When necessary, you can request a paper version of the manual to be sent to you by mail. Evidencio's contact details are listed in Chapter 6 of this user manual.

L. Input section

The Evidencio platform allows two separate input variables; categorical, and continuous variables. For the TIMI Risk Index, only the continuous variables are used.

Continuous variables

In the example shown in Figure 7, the **Age** variable, exemplifies a continuous variable. For example, the model is not suitable for patients younger than 20, or older than 100. Thus, the model only allows input of ages for patients between the ages of 20 to 100.

The details for a patient can be entered by sliding the button to the correct value, or by entering the correct value in the box on the right-hand side (i.e., where the 65 is entered for **Age**).



Figure 7. The variable for age, where "65" has been entered.

Details on variable measurements

Directly underneath the name for each variable, additional details can be provided on the methods required to enter the correct value for each variable. In Figure 8, an example is shown.

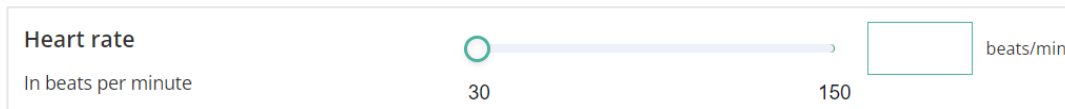


Figure 8. An example of how additional information can be provided for a variable.

M. Result section

At the bottom of the page, the results of the model are shown.

Result calculation

When all variables are filled in, a result will be calculated. No risk is displayed until all variables are filled in. The result section indicates “Set all parameters to calculate prediction.”

Result interpretation

In the result interpretation, a risk stratification is given based on the risk score. Furthermore, some explanation about the model is given. An example of the information is shown In Figure 9.

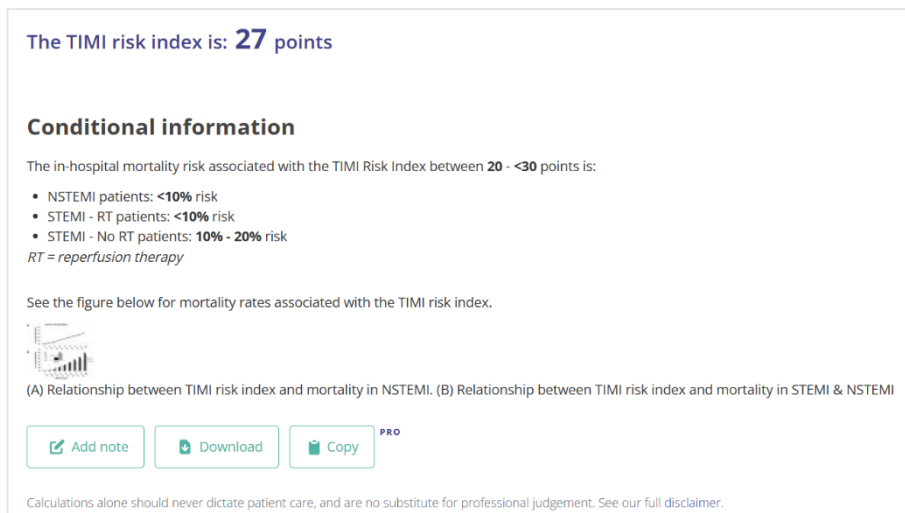


Figure 9. The result information

Relevant information for correct use of the model

At the bottom of the page, there is a link to Evidencio’s terms and conditions of use, the privacy policy, and the disclaimer.

5. Use of Medical devices

In general, and unless explicitly stated otherwise, CE-marked tools on Evidencio are only to be used by physicians in a clinical setting, and are not for patient use.

To use the tool, Evidencio requires a stable internet connection and runs on the following devices:

- Personal computers or laptops using the following browsers:
 - Safari (the latest three versions)
 - Chrome (the latest three versions)
 - Firefox (the latest three versions)
 - Edge (the latest three versions)
- Tablets or smartphones running on the next operating systems:
 - IOS (the latest three versions)
 - Android (the latest three versions)

The medical device cannot be used in combination with Internet Explorer. The personal computers, laptops, tablets or smartphones used should at least be able to have an internet connection and use the browsers mentioned above. The minimal screen resolution should be 800x600.

Furthermore, the model may be used through the Evidencio iFrame representation of the calculator, as an embedded view, provided that the specific Evidencio guidelines for iFrame implementations of that model are adhered to.

The Evidencio MDSW models can be used with any browser settings that don't distort the regular display of websites, with a 50% to 500% zoom rate, and at a display resolution starting from 800x600. However, factory recommended browser settings, 100% zoom rate and regular display resolution are recommended.

This model is only intended for use in settings where the usage and result of a model are never immediately needed.

6. Manufacturer details

Any serious incident that has occurred in relation to the device should be reported to the manufacturer and the competent authority of the country in which you, the reader, are established. A competent authority is the institute that governs all issues related to medical devices in a country.

Contact details of your competent authority can be found here: <https://www.ema.europa.eu/en/partners-networks/eu-partners/eu-member-states/national-competent-authorities-human>

Please contact Evidencio when you suspect any malfunction or changes in the performance of a medical device. Do not use the device, until Evidencio replies to your message that it is safe to start using it again.

Contact details of Evidencio:



Evidencio B.V., Irenesingel 19, 7481 GJ Haaksbergen, The Netherlands
www.evidencio.com
tel: +31 53 85195 08
e-mail: info@evidencio.com